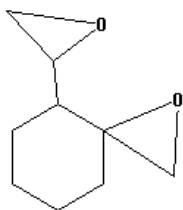


CASLINK for one-step structure searching in CAS REGISTRYSM, MARPAT[®], and CPlusSM

Use the CASLINK database cluster for quick, easy, and cost-effective substance searching in REGISTRY, MARPAT, and CPlus. Search an exact structure or a structure fragment, and you automatically get a single set of literature and patent references to specific substances or Markush structures that match the structure query.

(HCASLINK is available if you prefer to search HCAplus.)

Find patents and other references on substances that contain the following fragment of the known antitumor drug ovalicin.



- 1 Enter CASLINK. You are automatically connected to REGISTRY, MARPAT, and CPlus.
- 2 Upload the structure from STN Express[®] or STN[®] on the WebSM. An L-number is assigned for the structure.
- 3 Conduct a sample (default) substructure search (SSS) on the structure query (L1). Sample searches are automatically run in REGISTRY (L2) and MARPAT (L3).
- 4 Display a structure in the free SCAN format from one of the answer sets (L2) to verify that your query is retrieving appropriate answers.

```

=> FILE CASLINK
=>
L1      STRUCTURE UPLOADED

=> S L1 SSS

S L1 SSS SAM FILE=REGISTRY
      .
      .
      .
L2      38 SEA SSS SAM L1

S L2 SSS SAM FILE=MARPAT
      .
      .
      .
L3      3 SEA SSS SAM L1

=> D L2 SCAN STR

L2    38 ANSWERS   REGISTRY   COPYRIGHT 2008 ACS on STN

      Me2C=CH-CH2
      |
      O
      |
      MeO
      |
      Me
      |
      O
      |
      Ph-CH=CH-C(=O)-O-
  
```

HOW MANY MORE ANSWERS DO YOU WISH TO SCAN? (1): 0

5 Conduct a full substructure search.

The following steps are automatically performed:

- Search the full *REGISTRY* database (L4).
- Search the full *MARPAT* database (L5).
- Search for references to specific substances in *CAPLUS* (L6).
- Remove duplicates (L7).

6 Display some answers, e.g., the title (TI) and corporate source (CS) from the first answer from each file.

7 Combine your structure search (L7) with text terms. The appropriate searches are automatically performed in the *CASLINK* databases. *PATENT/DT* limits the answers to patents.

```

=> S L1 SSS FULL

S L1 SSS FUL FILE=REGISTRY

L4          672 SEA SSS FUL L1

S L4 SSS FUL FILE=MARPAT

L5          35 SEA SSS FUL L1

S L4 FILE=CAPLUS
L6          973 FILE CAPLUS

DUP REM L5 L6
L7          971 DUP REM L5 L6 (37 DUPLICATES REMOVED)
           ANSWERS '1-35' FROM FILE MARPAT
           ANSWERS '36-971' FROM FILE CAPLUS

=> D TI CS 1 FROM EACH

L7 ANSWER 1 OF 971 MARPAT COPYRIGHT 2008 ACS on STN
   DUPLICATE 1
TI  Fumagillin-related compound inhibitors of methionine
   aminopeptidase 2 and use for the treatment of angiogenic
   and other conditions
PA  Praecis Pharmaceuticals, Inc., USA

L7 ANSWER 36 OF 971 CAPLUS COPYRIGHT 2008 ACS on STN
   DUPLICATE 15
TI  A concise synthesis of fumagillol
CS  Skaggs Institute for Chemical Biology and Department of
   Chemistry, The Scripps Research Institute, La Jolla, CA,
   92037, USA

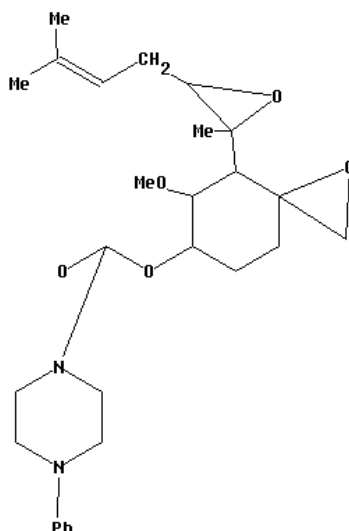
=> S L7 AND PATENT/DT
      .
      .
      .
L11  247 DUP REM L10 L8 (34 DUPLICATES REMOVED)
     ANSWERS '1-35' FROM FILE MARPAT
     ANSWERS '36-247' FROM FILE CAPLUS

```

Find published references, including patent claims, to the following phenyl piperidino analog of ovalicin.

1 Upload the structure.

=>
Uploading...



L1 STRUCTURE UPLOADED

=> FILE CASLINK

=> S L1 EXA SAM

S L1 EXA SAM FILE=REGISTRY
L2 0 SEA EXA SAM L1

S L2 CSS SAM FILE=MARPAT
L3 0 SEA CSS SAM L1

=> S L1 EXA FULL

S L1 EXA FUL FILE=REGISTRY
01
L4 0 SEA EXA FUL L1

S L4 CSS FUL FILE=MARPAT
L5 1 SEA CSS FUL L1

S L4 FILE=CAPLUS
L6 0 FILE CAPLUS

DUP REM L5 L6
L6 HAS NO ANSWERS
L7 1 DUP REM L5 L6 (0 DUPLICATES REMOVED)
ANSWER '1' FROM FILE MARPAT

2 Conduct an exact sample (EXA SAM) structure search in CASLINK. CASLINK automatically performs a sample exact structure search in REGISTRY and a sample closed substructure search (CSS) in MARPAT.

3 Conduct an exact full structure search in CASLINK.

4 Display the desired bibliographic data (title) and first hit Markush structure (FHIT) to view the retrieved structure. The hit structure fragments are highlighted.

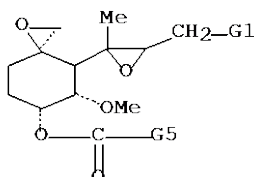
This relevant patent would not have been found if the exact search were conducted only in REGISTRY.

=> D T I F H I T

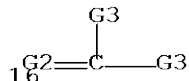
L7 ANSWER 1 OF 1 MARPAT COPYRIGHT 2008 ACS on STN

TI Preparation of O-acylfumagillol derivatives as angiogenesis inhibitors

MSTR 1B



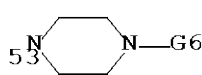
G1 = 16 / Bu-i (opt. substd. by 1 or more G7)



G2 = CH (opt. substd. by 1 or more G7)

G3 = Me (opt. substd. by 1 or more G7)

G5 = NH2 (opt. substd.) / 60 / heterocycle <containing 1 or more N, attached through 1 or more N> / (Examples: pyrrolidino / piperidino / morpholino / 53 / 57)



60 G12-G10

G6 = H / Me / Et / Ph

G7 = R / (Specifically claimed: halo / dialkylamino) / (Examples: OH / NH2 / alkylamino <containing 1-3 C> / heterocycle <containing 1 or more N, attached through 1 or more N, 5- to 6-membered monocyclic ring> (opt. substd.))

G10 = R / (Examples: alkyl <containing 1-6 C> / 42 / Ph / naphthyl / CPh)

•
•
•

For more information

Enter HELP CASLINK at an arrow prompt in any of the CAS databases included in the CASLINK (or HCASLINK) cluster.



A division of the
American Chemical Society

July 2008
CAS2506-0708

CAS Customer Center
Phone: 800-753-4227 (North America)
614-447-3700 (worldwide)
Fax: 614-447-3751
E-mail: help@cas.org
Internet: www.cas.org